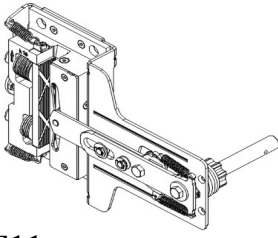
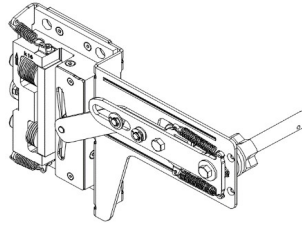
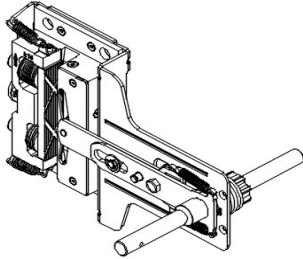
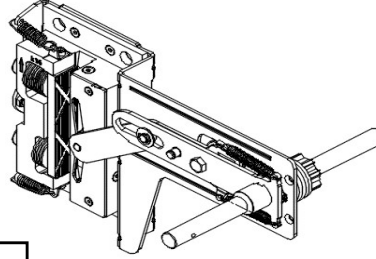
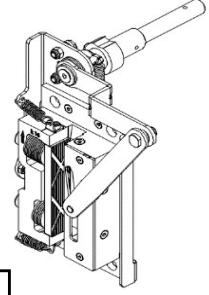
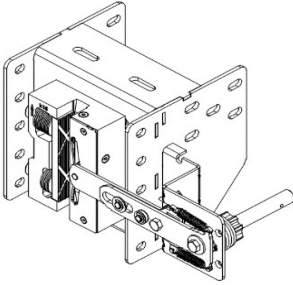
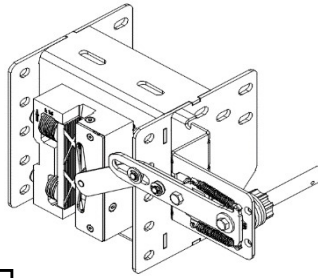


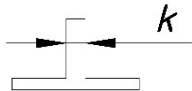
CL-SG SAFETY GEAR ORDER FORM


☐ **T11** With Support Plate Center Lever

☐ **T12** With Support Plate Eccentric Lever

☐ **T111** With Support Plate
Reverse Rail Center Lever

☐ **T121** With Support Plate
Reverse Rail Eccentric Lever

☐ **T112** With Support Plate
Body Center Synchronous

☐ **T21** With Support Frame Center Lever

☐ **T22** With Support Frame Eccentric Lever

PROGRESSIVE SAFETY GEAR AND GUIDE RAIL INFORMATION

CAPACITY (P + Q) : _____ kg.

NOMINAL SPEED (V) : _____ m/sn.

DIRECTION : BI- ☐ UNI- ☐
GUIDE RAIL THICKNESS :  ☐ ☐ ☐ ☐
9 mm 10 mm 14 mm 16 mm

RAIL TYPE : Cold Rail (A) Oiled ☐ Machined Rail (B) Oiled ☐
QUANTITY : _____ Set

REFERENCE : _____ (You do not have to fill this part)

After you confirm, please send form to
simgeyilmaz@canlift.com

Date / Stamp / Signature

Phone 90 262 751 45 90 pbx

Contact person:

We would like to thank you for your interest and trust on our products.